

Options Strategies

3/12/2009

AAE 322 Professor Fortenbery

Three Alternative Strategies

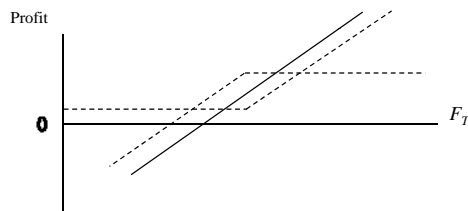
- ◆ Take a position in the option and the underlying futures
- ◆ A Spread: Take a position in 2 or more options of the same commodity
- ◆ A Combination: Take a position in a mixture of calls and puts.

3/12/2009

AAE 322 Professor Fortenbery

Synthetic Long Position in Underlying Asset

- Buy call and sell put with same strike price



3/12/2009

AAE 322 Professor Fortenbery

Two kinds of spreads

Vertical spread:

- Both options are for the same delivery month, but have different strike prices. Hoping to make money on a futures price move

Horizontal Spread:

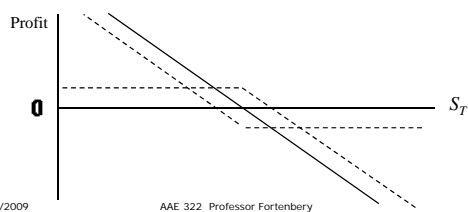
The two options have different delivery dates. Similar to a calendar spread in futures. Hoping to make money through time value decay

3/12/2009

AAE 322 Professor Fortenbery

Synthetic Short Asset

- Buy put and sell call with same strike price
- This should be equivalent to shorting a futures price.
- This might be more efficient than shorting - but note that the position evaporates at maturity.



3/12/2009

AAE 322 Professor Fortenbery

Bull Call Spread (vertical)

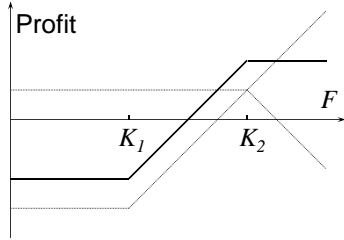
- ◆ Referred to as a bull spread because we are speculating that futures prices will rise.
- ◆ The spread involves buying a call option at one strike price and selling a call option with a higher strike price. Both options are for the same delivery date.

3/12/2009

AAE 322 Professor Fortenbery

Bull Call Spread

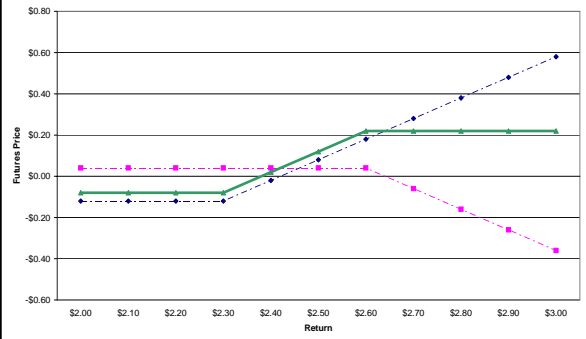
Buy a call with a low strike price, sell a call with a higher strike price.
Bet on higher prices.



3/12/2009

AAE 322 Professor Fortenbery

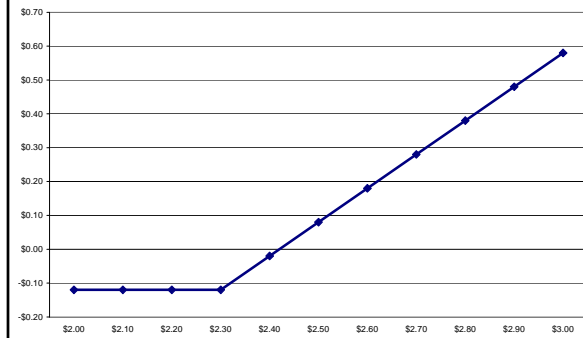
Bull Call Spread
Futures Price = \$2.29



3/12/2009

AAE 322 Professor Fortenbery

Buy a \$2.30 call for 12 cents
July Corn Price = \$2.29

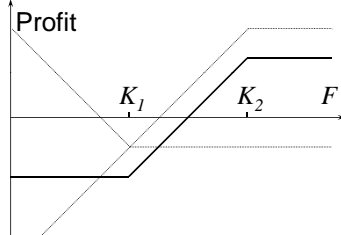


3/12/2009

AAE 322 Professor Fortenbery

Bull Spread Using Puts

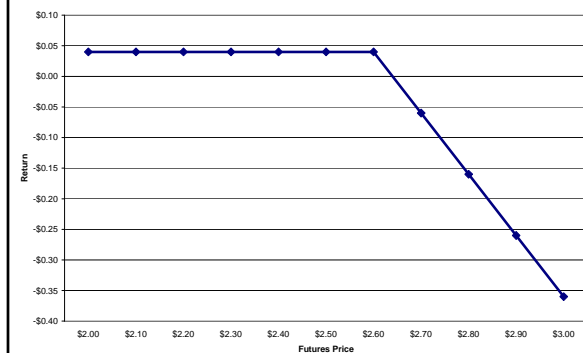
Sell a high strike price put, buy a low strike price put.



3/12/2009

AAE 322 Professor Fortenbery

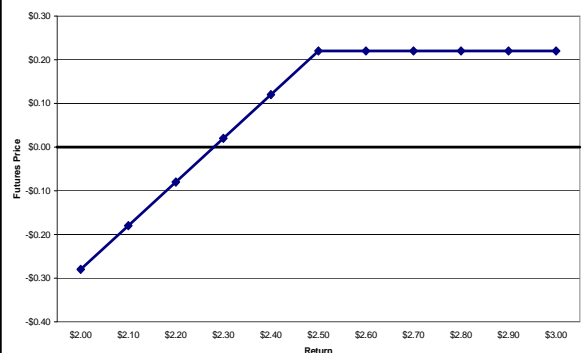
sell a \$2.60 call for 4 cents



3/12/2009

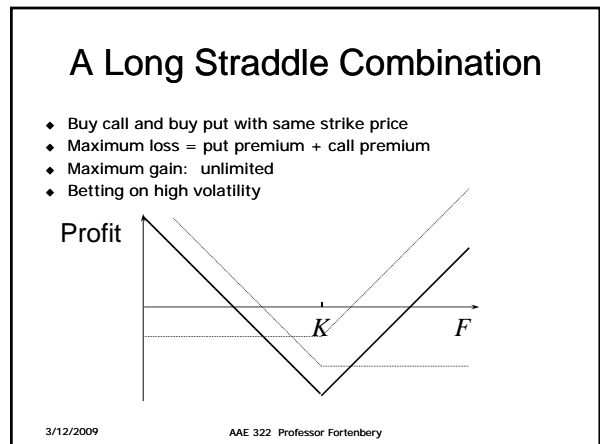
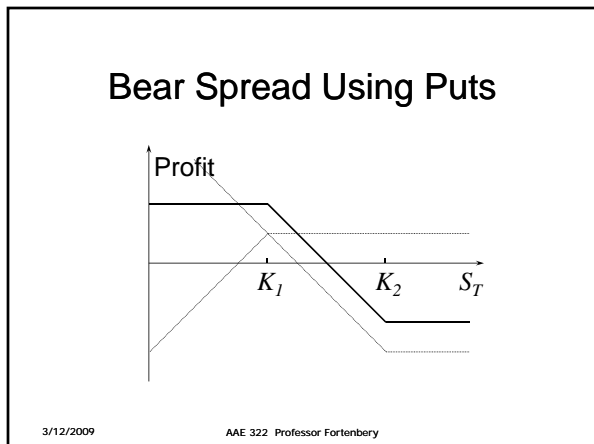
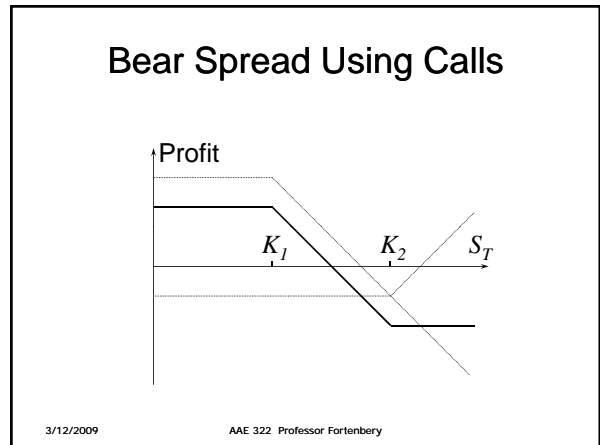
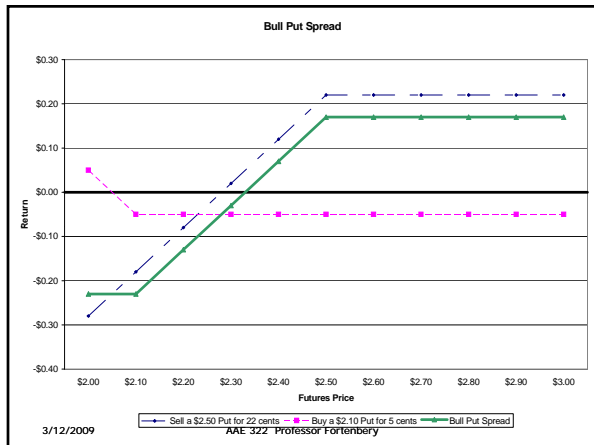
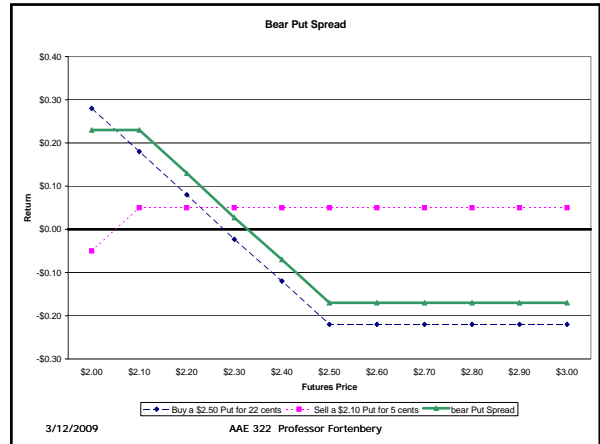
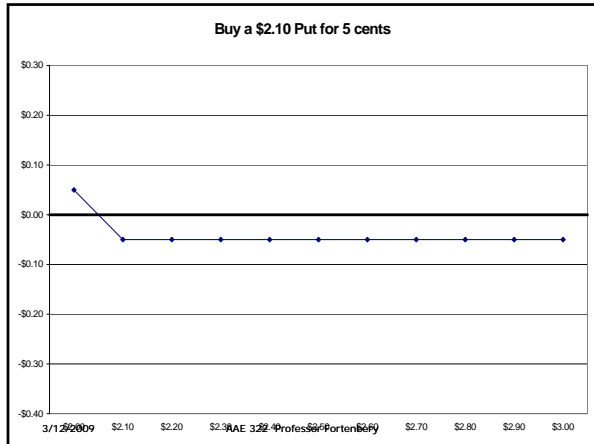
AAE 322 Professor Fortenbery

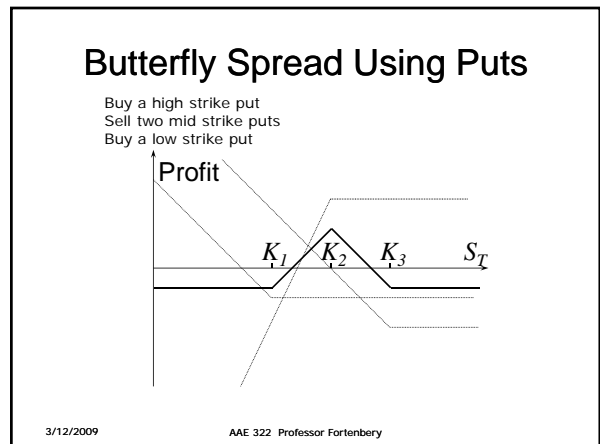
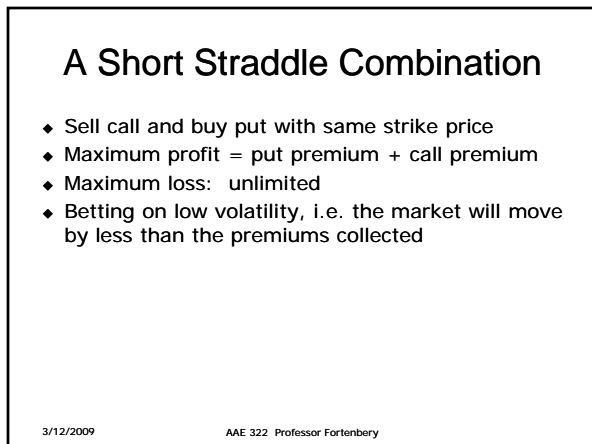
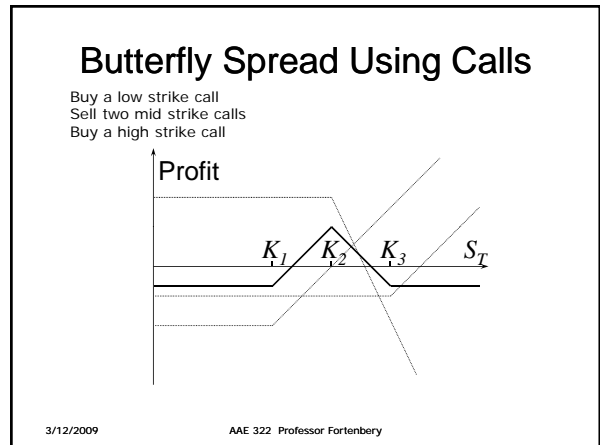
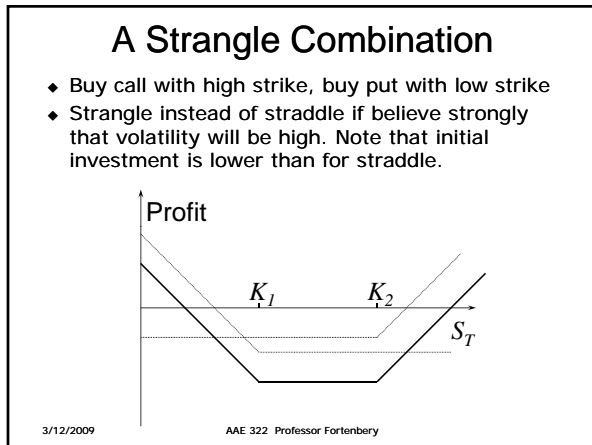
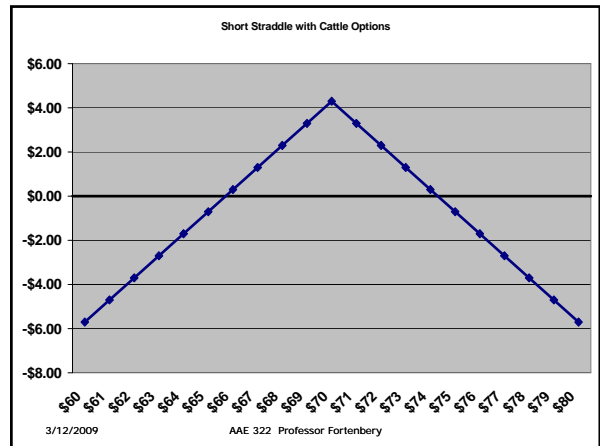
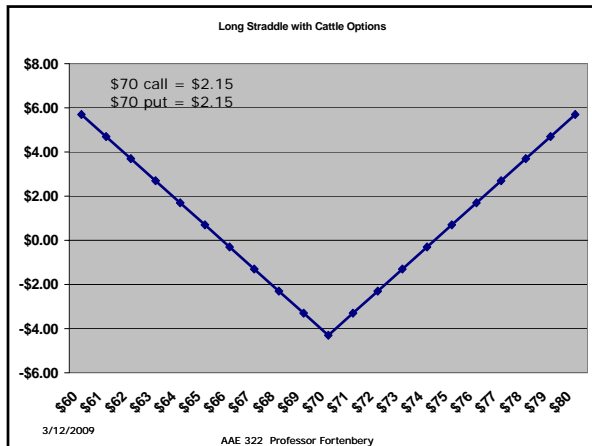
Sell a \$2.50 Put for 22 cents
Futures Price = \$2.50



3/12/2009

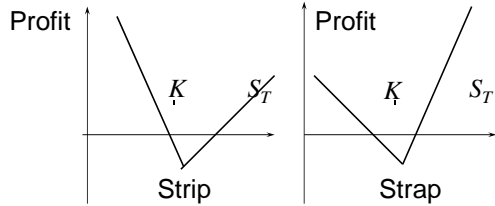
AAE 322 Professor Fortenbery





Strip and Strap

- ◆ A strap is a long position in two calls and a put with the same strike and expiration.
- ◆ A strip is a long position in two puts and a call with the same strike and expiration.

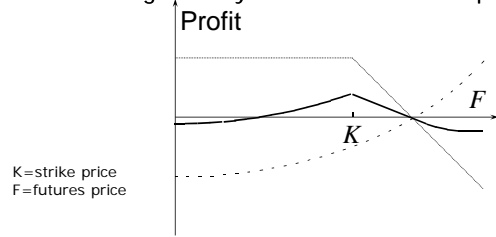


3/12/2009

AAE 322 Professor Fortenbery

Calendar Spread Using Calls

- ◆ Write a call with a short maturity, buy a call with a long maturity (more expensive usually), and sell the long maturity call when the other expires.



K=strike price
F=futures price

3/12/2009

AAE 322 Professor Fortenbery

Covered Call

- ◆ Use - Some downside protection at the expense of giving upside gain potential
- ◆ Position - Buy the futures and write a call

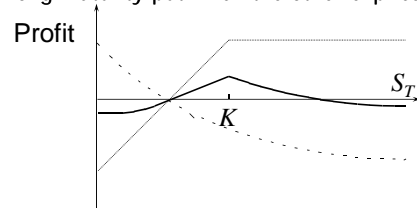
Payoff	$S_T \leq K$	$S_T > K$
Futures	S_T	S_T
Call	0	$-(S_T - K)$

3/12/2009

AAE 322 Professor Fortenbery

Calendar Spread Using Puts

- Write a put with a short maturity, buy a put with a long maturity (more expensive usually), and sell the long maturity put when the other expires.

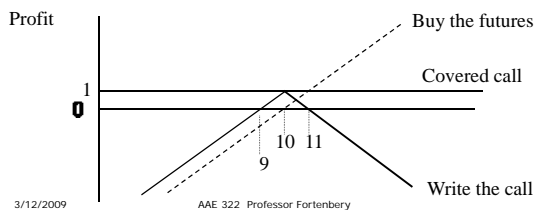


3/12/2009

AAE 322 Professor Fortenbery

Writing a Covered Call

- Sell call against a long position in the underlying futures
- Reasonable strategy if believe futures won't move above a certain price in the short run.
- Example, Strike=10, premium = 1, futures price = 10



3/12/2009

AAE 322 Professor Fortenbery